

Submittal Data: VIR09HP230V1A 9,000 BTU/H (208/230V) Wall Mounted Heat- Pump System

Job Name	Location	Date
----------	----------	------

Purchaser	Engineer
-----------	----------

Submitted To	For	<input type="checkbox"/> Reference	<input type="checkbox"/> Approval	<input type="checkbox"/> Construction
--------------	-----	------------------------------------	-----------------------------------	---------------------------------------

Unit Designation	Schedule No.
------------------	--------------

GENERAL FEATURES -Compact and Quiet Design -High Efficiency DC Inverter Technology -Vertical Swing Louver -Wireless Remote with LCD Display -Wired Tether Controller (Sold Separately) -Low Ambient Cool to 0 deg F -Gold Fin Condenser Coil -5 year Limited Parts Warranty -7 year Limited Compressor Warranty	  (Sold Separately) AHRI Certified Ref No:
--	--

System Ratings	Indoor Unit Data
-----------------------	-------------------------


Cooling Rated Capacity 9,000 BTU/H Capacity Range 3,100-9,600 BTU/H Power Input (Max) 1,300 W SEER 23.0 EER 14.3 Heating at 47° F Rated Capacity 11,000 BTU/H Capacity Range 1,911-12,000 BTU/H Power Input (Max) 1,350 W HSPF 10.5 COP 3.2	Fan Motor Type Cross-Flow Output Power 20 W FLA 0.1 A Airflow Cooling Wet (Lo/Hi) 171/377 CFM Heating Dry (Lo/Hi) 171/377 CFM Sound Pressure Level Cooling (Min/Max) 29/43 db(A) Heating (Min/Max) 29/43 db(A) Dehumidification 1.69 pt/hr
--	--

	Outdoor Unit Data
--	--------------------------

Heating at 17° F Rated Capacity 7,052 BTU/H Operating Range Cooling (Max) 115°F (46 C) (Min) 0°F (-18 C) Heating (Max) 75°F (24 C) (Min) -4°F (-20 C)	Compressor Type DC Inverter Driven Rotary RLA 6.6 A Refrigerant Type R410A Fan Motor Output Power 30 W FLA 0.36 A Sound Pressure Cooling/Heating 53/53 db(A)
---	---

Refrigerant Piping Data	
--------------------------------	--

Gas Pipe Size (OD) 3/8-in Liquid Pipe Size (OD) 1/4-in Connection Method Flared MAX Refrigerant Pipe Length 49-ft MIN Refrigerant Pipe Length 10-ft MAX Refrigerant Pipe Elevation 33-ft	Power Supply Normal Operational Voltage 208/230 V, 1 Phase, 60 Hz Voltage Range 187 - 253 V MCA 9.0 A MOCP/Breaker Size 15 A
---	---



COOLING PERFORMANCE (BtuH)*

Outdoor Ambient DB	Indoor Ambient Temperature							
	68F DB (20C)		73F DB (23C)		80F DB (27C)		82F DB (28C)	
	57F WB (14C)		61F WB (16C)		67F WB (19C)		68F WB (20C)	
	TC	SHC	TC	SHC	TC	SHC	TC	SHC
5°F	5,748	4,508	6,073	4,761	6,854	5,375	6,914	5,423
14°F	5,896	4,624	6,226	4,883	7,115	5,579	7,178	5,629
23°F	6,298	4,940	6,736	5,284	7,719	6,054	7,787	6,108
32°F	7,637	5,990	8,169	6,407	8,947	7,015	9,026	7,077
41°F	8,650	6,784	9,190	7,207	9,821	7,703	9,908	7,771
50°F	8,547	6,705	9,091	7,131	9,731	7,633	9,817	7,700
59°F	8,337	6,538	8,878	6,963	9,641	7,563	9,726	7,630
68°F	8,127	6,373	8,668	6,799	9,461	7,420	9,545	7,486
77°F	7,920	6,212	8,457	6,632	9,280	7,280	9,363	7,344
86°F	7,692	6,033	8,229	6,452	9,010	7,067	9,090	7,130
95°F	7,505	5,887	8,040	6,306	8,893	6,976	8,972	7,038
104°F	7,319	5,740	7,854	6,160	8,776	6,884	8,854	6,945
113°F	6,944	5,445	7,478	5,865	8,403	6,589	8,478	6,648

HEATING PERFORMANCE (BtuH)*

Outdoor Ambient DB	Indoor Ambient Temperature							
	68F DB (20C)		73F DB (23C)		80F DB (27C)		86F DB (30C)	
	57F WB (14C)		61F WB (16C)		67F WB (19C)		72F WB (22C)	
	TC	SHC	TC	SHC	TC	SHC	TC	SHC
-4°F	5,772	5,772	5,717	5,717	5,620	5,620	5,393	5,393
0°F	6,253	6,253	6,194	6,194	6,091	6,091	5,840	5,840
6°F	6,597	6,597	6,535	6,535	6,425	6,425	6,160	6,160
10°F	6,872	6,872	6,806	6,806	6,693	6,693	6,418	6,418
16°F	7,078	7,078	7,013	7,013	6,896	6,896	6,610	6,610
19°F	7,219	7,219	7,147	7,147	7,030	7,030	6,738	6,738
24°F	8,020	8,020	7,951	7,951	7,831	7,831	7,542	7,542
32°F	8,955	8,955	8,886	8,886	8,766	8,766	8,477	8,477
41°F	10,024	10,024	9,955	9,955	9,838	9,838	9,546	9,546
43°F	10,292	10,292	10,223	10,223	10,103	10,103	9,814	9,814
47°F	11,223	11,223	11,110	11,110	10,918	10,918	10,443	10,443
53°F	11,337	11,337	11,220	11,220	11,024	11,024	10,546	10,546
59°F	11,595	11,595	11,478	11,478	11,275	11,275	10,787	10,787
64°F	11,842	11,842	11,722	11,722	11,516	11,516	11,017	11,017
70°F	12066	12066	11942	11942	11736	11736	11227	11227
75°F	12234	12234	12110	12110	11897	11897	11382	11382

* Maximum system capacity

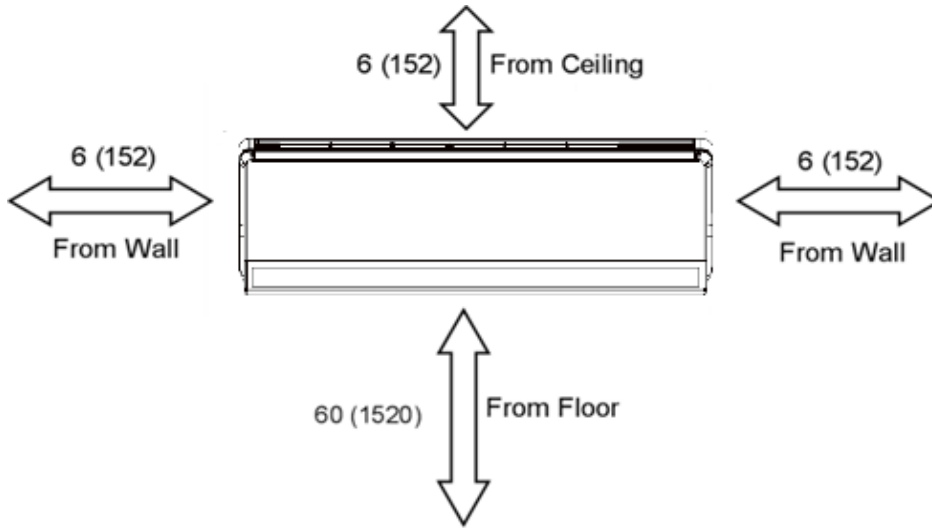
TC- Total Capacity (BtuH)
 SHC- Sensible Capacity (BtuH)



MINIMUM SPACING REQUIREMENTS

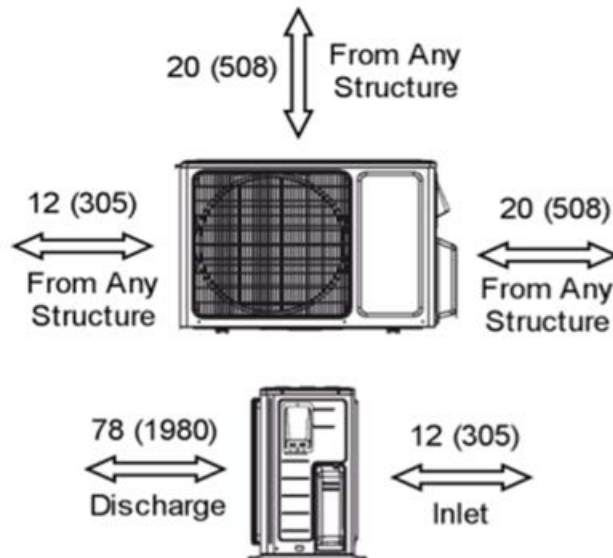
Units: inch (mm)

INDOOR



Units: inch (mm)

OUTDOOR



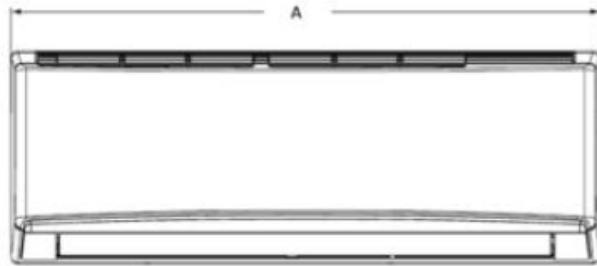
DIMENSIONAL SPECIFICATIONS

VIR09HP230V1A

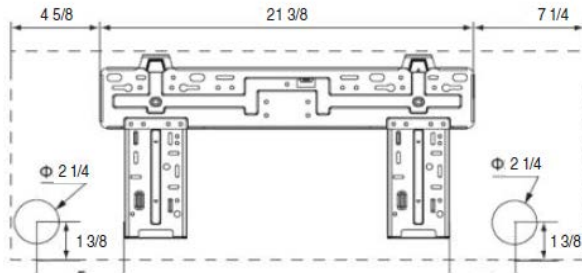
INDOOR UNIT DIMENSIONS

Units: inch

Model No: VIR09HP230V1AH



Dimensions	
A	33.4
B	11.4
C	8.2



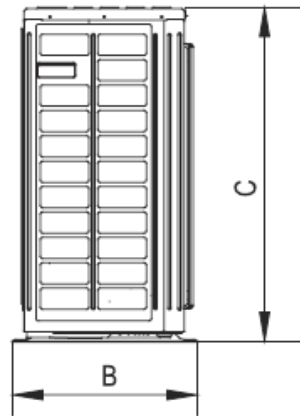
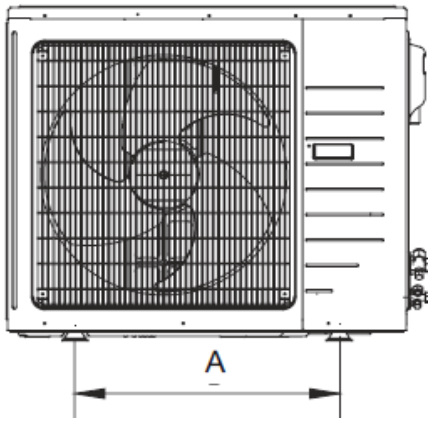
Weight (Net/Gross) 22.1/26.5 lbs

Liquid Line Valve	1/4-in OD Flared
Gas Line Valve	3/8-in OD Flared
Drain Connector	5/8-in OD

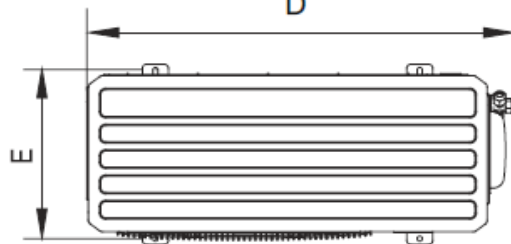
OUTDOOR UNIT DIMENSIONS

Units: inch

Model No: VIR09HP230V1AO



Dimensions	
A	21.3
B	11.3
C	21.3
D	33.4
D	12.6



Weight (Net/Gross) 78.0/84.0 lbs

Liquid Line Valve	1/4-in OD Flared
Gas Line Valve	3/8-in OD Flared

Notes:

1. Recommended Interconnecting Cable Type 14 AWG-4 Stranded Bare Copper Conductors THHN 600V Wire
2. Power wiring cable size must comply with applicable national and local codes.
3. Test conditions are based on AHRI 210/240.



Specifications are subject to change without notice. Manufacturer reserves the right to discontinue or modify specifications or designs without notice or without incurring obligations. All rights reserved.